




P.O Box 51
Santa Ana, CA 92702



FEBRUARY 2021



CHIPS 'N' SPLINTERS

**Santa Ana Rock and Mineral Club
FEBRUARY Issue Newsletter**

SANTA ANA ROCK & MINERAL CLUB

INFORMATION

www.sarmclub.org
sarmclub@gmail.com

 P.O. Box 51
 Santa Ana, CA 92702

The purpose of the Club is to offer an opportunity for those who are interested in rocks, minerals, fossils and gems, to gather at regular meetings, display and examine items of interest in the hobby, to promote and also encourage the art and practice of lapidary, to exchange experiences and ideas, to organize field trips for members and guests, and to promote the general interest in and knowledge of the hobby.



Santa Ana Rock and Mineral Club is a member of the California Federation of Mineralogical Societies (CFMS). For more information on shows and events check out their website www.cfmsinc.org

MEETINGS: 7:00pm every 3rd Wednesday of the Month (except July & Dec)
VISITORS ARE WELCOME!

WHERE: Clubhouse, 10739 Los Jardines West, Fountain Valley, CA 92708

CLUB CALENDAR FEBRUARY

Work Shop Cancelled
Zoom Meeting: FEB 17th
Speaker TBD


BOARD OF DIRECTORS

<u>PRESIDENT</u>	Dania Boucher
<u>VICE PRESIDENT</u>	Ray Walls
<u>SECRETARY</u>	Leah Harden-O'Brien
<u>TREASURER</u>	Charlotte Spalding
<u>FEDERATION</u>	Andrew Bloxom

WORK SHOP

Members only **\$ 3.00 fee**

AT THE GREENE'S HOME
1ST FULL WEEKEND OF
THE MONTH
9:00 AM TO NOON
CALL



949-548-0752
TO REQUEST
FLEXIBLE TIMES

COMMITTEE OFFICERS

<u>WORKSHOP</u>	Pam & Don Greene
<u>Opportunity Drawings</u>	Jim Burke
<u>WEBMASTER</u>	Ning Su
<u>NEWSLETTER</u>	Ning Su
<u>Email</u>	Leah Harden-O'Brien
<u>MEMBERSHIP</u>	Jim DeMarco
<u>FIELD TRIP</u>	Victor Wolf Andrew Bloxom
<u>HOSPITALITY</u>	TBD
<u>HISTORIAN</u>	TBD



PRESIDENT'S MESSAGE

I was happy to see members join us for the last Zoom meeting. Thank you to all the raffle ticket donors.

We made \$300 for the club!

Get ready for glamorous and dirty rockhounding adventures.

Last month we learned about Shungite, a useful and unusual rock. It is a rock as it contains most known minerals plus a once theoretical form of carbon.


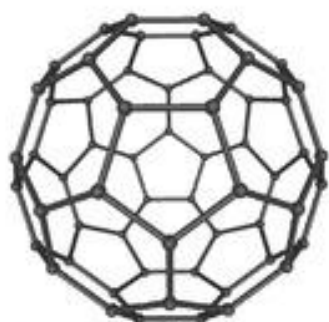
Minedat is a great site - here is the page for Shungite.

<https://www.mindat.org/min-11040.html>

I hope we can all meet in person again, in the meantime please join the next meeting on Zoom.

Dania Boucher, President

Shungite



**MINUTES OF THE GENERAL MEMBERS MEETING OF
SANTA ANA ROCK AND MINERAL CLUB
HELD ON JANUARY 20th, 2021**

Meeting open to general members and visitors held on ZOOM at approx. 7pm.
The highest in attendance approx. 16.

Club Business:

Meeting called to order at 7:06 with President Dania leading the pledge of allegiance.
November and December Minutes approved as printed in newsletters.

Treasures Report; Income: \$356.92, Expenses: \$36.00

VP Ray welcomed new members who introduced themselves. WELCOME!

Ray shared hope that we can soon resume in person meetings, especially for those that don't use a computer.

Jim DeM reported that via Jim B Quartzite is open.

Raffle:

Winners were drawn by Treasurer Charlotte and husband –Live!

Grand Prize: Linda & George G.

2nd: Elaine F.

3rd: Ning S.

4th: James DeM.

5th: Cascade S.

6th: Ning S. (re-donated), James DeM. (re-donated), Linda & George G. (re-donated), Cascade S. (re-donated), Ning S. (re-donated), Eileen P.

7th: Cascade S. (re-donated), Ning S. (re-donated), Bert V.

8th: James DeM. (re-donated), Bert V. (re-donated), James DeM. (re-donated), Charlotte S.

Leah will email Charlotte list of winners email addresses to contact them on how best to receive their prizes.

Speaker: (Start approx. 7:24pm)

Dania Boucher on Shungite.

Dania spoke about the interesting material Shungite. How it's formed, the composition, the different types, where it can be found and shared informative diagrams and examples.

(end approx. 8pm)

Members shared stories of their recent fieldtrips and upcoming ones with one another, as well as catching up on what they have been doing.

Meeting adjourned at approx. 8:23pm.

FEBRUARY BIRTHDAYS



We wish all of you
Happy Birthdays!

Barbara H.
Bruce L.
Cascade S.
Charlotte S.

DONATIONS CONTINUE TO COME IN!

The other day we received a call from a former member of our club. Her name is Sue Smith and from reading an old issue of "*CHIPS AND SPLINTERS*" I found out that she was President of the club in the early 2000's. She is now moving out of State and wanted to donate all her reference books and maps to us. She was very interested in field trips so her donations consist of books such as:

- Nature Walks in Orange County
- Gem Trails in California
- The GPS Guide to Western Gem Trails
- Quick Escapes from Los Angeles
- Gem Trails of Nevada
- Geology Underfoot in Southern California
- Edible and Useful Plants of California
- Southern & Central California Atlas with detailed Topographic Maps

There are many more books and maps in addition to these. If someone is especially interested in some of these books, say our field trip chairs or any member, you can borrow them until the club decides what to do with them. It's better to have them used than sit in boxes in my garage. You can call me at: 714-330-9236.

Jim De Marco, Club Librarian

Share Your Wares



This beautiful pendant was handmade by a talented lady at a rock shop. Rectangular sterling silver wires were used to wrap around a large colorful cabochon made out of a rainbow petrified wood. The cabochon was polished to a high shine, and the pendant bail was also made of sterling silver wires. A beautiful piece of wire wrapped fine jewelry.



What have you been working on?

Email us today at sarmclub@gmail.com

I don't know where I'm going from here, but I promise it won't be boring.

~ David Bowie

Don't live the same year 75 times and call it a life.

~ Robin Sharma



Petroglyphs

Petroglyphs were engravings created by using chisels or hammerstones to remove the surface layer of rocks. These rock carvings are found in many places around the world, and often have prehistoric values. They are found on the stone walls, inside caves, or in cave shelters. Petroglyphs are dated thousands of years back. They can be seen today and outlast most of the prehistoric rock paintings (pictographs).

Unwrapping Raffle Baskets



We are glad to report that we got eight happy winners. Unwrapping two of the baskets here to show our members what had been prepared in these baskets. We prepared cut slabs, gem quality rocks, agates, cabochons, large sea shells, unpolished gem rocks, a beautiful necklace with a cabochon pendant, a cabochon set in a bezel for a pendant, a belt buckle, a Santa LED light, an Elf LED light, a geode mounted on a stand with a LED light, desk pen sets, delicious chocolates, a can of healthy fruit jam, a very tasty sparkling cider, and some essential rockhound stickers.



We like to give special thanks to our members who supported and made happened of this raffle event, to those members who gifted and prepared winning items for these baskets, and to those who shared their tickets with others for the drawings.



We hope all of you enjoy this activity. Let us know what activities you would like to see or participate in the future. The club will continue to prepare interesting events and baskets for members. Congratulations to all eight winners for winning our New Year Special baskets. We look forward to see you all in the next club event. Happy Valentine's Day!

WORK SHOP BITS & TIPS

The workshop is open to all members the first full weekend of the month.
Pam & Don Greene our Workshop Officers are flexible.
Call (949) 548-0752 for alternate times if needed.

The Workshop is fully equipped with tools to make cabochons from start to finish, as well as a small kiln for dichroic glass work and also jigs for wire working. In addition, rough stones and materials are available for members to practice on.

FUSING GLASS Part I



A lot of people enjoy making glass art and glass fusion. So, we are going to try fusing some glass with a microwave kiln. We will need a few things before getting started: a microwave kiln, kiln papers, kiln wash or kiln primer, and some glass pieces of the same coefficient of expansion (90 COE or 96 COE). Please remember always wear goggles and heat resistant gloves and use a dedicated microwave for fusion.

Kiln wash or kiln primer comes in powders which is to be mixed with water at a particular ratio and coat onto the kiln platform. This is to prevent hot glass sticking to the kiln. This coating needs to be prepared and dried before using the kiln.

Prepare some glass pieces, arrange them in the shapes you like and use a little superglue to keep the pieces together. It is advised by many to use the same COE glass so the fused glass may remain intact. Inside a microwave (minimum 900 watts to be optimal), place a kiln paper on a kiln platform, and place the glass pieces to be fused on the kiln paper. Then, put the top part of the kiln on the platform and so it's ready to fire. The firing schedules may be different; I use 50% power for the first 3 minutes, and then the following each 3 minute increments with 100% power. For the pieces here, they took 12 or 15 minutes before showing a glow on top of the kiln. Wait a few minutes before removing the kiln from the microwave and set it on a tile or granite for at least 2 hours to cool. After opening the top part of the kiln, make sure the fused glass has cooled before handling them. If you like to learn more about glass fusion, ask Pam and Don for more helpful tips and tricks in making beautiful fused glass.

FEBRUARY 2021 Show

With health guidelines issued concerning the COVID-19 virus, most shows and events are being cancelled and rescheduled.

We recommend you call, email, check websites and social media pages of specific clubs to learn the latest about their events.

February 20-21— ANTIOCH, CALIFORNIA: Annual show; Antioch Lapidary Club; Contra Costa County Fairgrounds, 1201 West 10th Street; Sat. 10-5, Sun. 10-5; Adults \$6, free admission for children 12 and under, scouts in uniform, and active military with ID; Vendors selling jewelry, gems, findings, supplies, exhibits, auctions, and activities for children ; contact Brenda Miguel, Antioch , CA, (925) 301-6957; Email: brendamiguel@yahoo.com; Website: www.antiochlapidaryclub.com

February 27-28 — VALLEJO, CALIFORNIA: Annual show; Vallejo Gem & Mineral Society ; Solano County Fairgrounds Mc Cormack Hall, 900 Fairgrounds Drive; Sat. 10-5, Sun. 10-5; Adults \$6.00 (\$1 off admission at www.vjgems.org), free admission for children under 12; 56th Annual Gem & Mineral Show and Sale, featuring 40 vendors offering jewelry, gems, fossils, minerals, meteorites, demonstrations, displays, and activities for children; contact Debra Duhon, 900 Fairgrounds Drive, VGMS, Vallejo, CA 94590, (415) 254-1506; Email: dduhonvgms@gmail.com ; Website: vjgems.org

- use hand sanitizers and wash hands often
- keep 6 feet social distancing with each other
- wear facial coverings in public



***Happy
Valentine's
Day!***