




P.O Box 51  
Santa Ana, CA 92702



**MARCH 2021**



# **CHIPS 'N' SPLINTERS**

**Santa Ana Rock and Mineral Club  
MARCH Issue Newsletter**

# SANTA ANA ROCK & MINERAL CLUB

## INFORMATION

[www.sarmclub.org](http://www.sarmclub.org)
[sarmclub@gmail.com](mailto:sarmclub@gmail.com)

 P.O. Box 51  
 Santa Ana, CA 92702

The purpose of the Club is to offer an opportunity for those who are interested in rocks, minerals, fossils and gems, to gather at regular meetings, display and examine items of interest in the hobby, to promote and also encourage the art and practice of lapidary, to exchange experiences and ideas, to organize field trips for members and guests, and to promote the general interest in and knowledge of the hobby.



Santa Ana Rock and Mineral Club is a member of the California Federation of Mineralogical Societies (CFMS). For more information on shows and events check out their website [www.cfmsinc.org](http://www.cfmsinc.org)

**MEETINGS:** 7:00pm every 3rd Wednesday of the Month (except July & Dec)  
**VISITORS ARE WELCOME!**

**WHERE:** Clubhouse, 10739 Los Jardines West, Fountain Valley, CA 92708

## CLUB CALENDAR MARCH

**Work Shop Cancelled**  
**Zoom Meeting: MAR 17th**  
**Speaker: Stan Bogosian**

## BOARD OF DIRECTORS

<u>PRESIDENT</u>	Dania Boucher
<u>VICE PRESIDENT</u>	Ray Walls
<u>SECRETARY</u>	Leah Harden-O'Brien
<u>TREASURER</u>	Charlotte Spalding
<u>FEDERATION</u>	Andrew Bloxom

## WORK SHOP

**Members only**      **\$ 3.00 fee**

**AT THE GREENE'S HOME**  
**1ST FULL WEEKEND OF**  
**THE MONTH**  
**9:00 AM TO NOON**  
**CALL**



**949-548-0752**  
**TO REQUEST**  
**FLEXIBLE TIMES**

## COMMITTEE OFFICERS

<u>WORKSHOP</u>	Pam & Don Greene
<u>Opportunity Drawings</u>	Jim Burke
<u>WEBMASTER</u>	Ning Su
<u>NEWSLETTER</u>	Ning Su
<u>Email</u>	Leah Harden-O'Brien
<u>MEMBERSHIP</u>	Jim DeMarco
<u>FIELD TRIP</u>	Victor Wolf Andrew Bloxom
<u>HOSPITALITY</u>	TBD
<u>HISTORIAN</u>	TBD



## **PRESIDENT'S MESSAGE**

Hey all,

I hope everyone is happy and healthy and not mad as a March hare!

I'd like to thank Robert Burson for talking to us last month. He knows his stuff. We learned a lot from Robert about his rock hunting experiences, good locations to find the best specimens - both to buy and to find - and what is at stake with some of our collecting areas.

We need to get more involved in preserving our "public" rock collecting locations. Please look into what the BLM and local jurisdictions are planning on doing with our lands. This is important, more and more sites are being declared off limits.

Please join us on March 17th for our next Zoom meeting. It's St. Patrick's Day so show us your favorite green rocks! Or orange if you are a Protestant - I like Mexican Opals and Spessartite myself.

We meet at 7:00pm and as for refreshments, I'm sure some of us can eat on camera.

See you on the 17th,

Dania Boucher, President

## ***ABOUT OUR SPEAKERS***

Our respected February speaker, Robert Burson often speaks at rock clubs. He is very knowledgeable in rock and minerals. Robert welcome rockhounds with questions. Email [sarmclub@gmail.com](mailto:sarmclub@gmail.com) if you have questions for Robert.

Coming Up....

Stan Bogosian has confirmed to be our speaker at the March 17th zoom meeting. He will talk to us about rock collecting, and "Eight California Collecting Localities" will be his presentation topic for the evening.

We welcome you to join us at our meeting.

**MINUTES OF THE GENERAL MEMBERS MEETING OF  
SANTA ANA ROCK AND MINERAL CLUB  
HELD ON FEBRUARY 17<sup>th</sup>, 2021**

The meeting began at 7:00 PM with approximately 14 members attending throughout the meeting.

We recited the Pledge of Allegiance and had a general discussion until 7:30 PM.

**Club Business:**

**TREASURER'S REPORT:** We had an income of \$210.90 during the month of January. As of 1/31/21 our bank account consisted of \$3468.64. The CFMS dues was paid in February and cost \$420. The charge consisted of 60 members at \$7.00 each.

Everyone self-introduced themselves.

**Speaker:**

Robert Burson then began his presentation:

- He showed slides of various rock and mineral specimens.
- Descriptions of many rock hounding sites including Deming, NM, Rock Hound State Park, Alpine, TX and various sites in Orange and Los Angeles Counties.
- Mr. Burson followed his presentation with a question and answer period.

The meeting was adjourned at 8:15 PM

Respectfully submitted by Jim De Marco

## MARCH BIRTHDAYS



*We wish all of you  
Happy Birthdays!*

Eileen P.  
Josie N.  
Ellie H.  
Abigail S.  
Mark W.  
Philip W.  
Reidar N.  
Alisa B.  
Jessica R.

## *Classified Ads*

**Wanted:** One 8" two-station expandable drum cabbng unit is needed for a friend of the club member. If anyone has one like this, and want to sell it (or consider to sell it), please email [sarmclub@gmail.com](mailto:sarmclub@gmail.com) to let us know. Feel free to email your asking price, or attach a photo of your cabbng unit. We will forward it for you. Thanks for helping!

## *SARM Library*



Whether you are interested in rocks and minerals, lapidary art, jewelry making, gemstones or wanting to set up a work station, SARM library is a good resource for you. A good reference book will get you started in what you set out to find and help you to go a long way without spending extra time or dollars on things that you may not need. To check out or reserve a book, call Jim and he can be reach at 714-330-9236.



## Share Your Wares



This beautiful pendant was made by one of our members at a silversmith class. Sterling silver bezel wire was used to wrap around a cabochon made out of petrified palm roots. A large sterling silver wire was used to fabricate pendant's bail. The back of the pendant is covered by a sterling silver plate. It is a simple yet beautiful piece of fine jewelry.



What have you been working on?

Email us today at [sarmclub@gmail.com](mailto:sarmclub@gmail.com)

**Rocks are like potato chips, you can't just have one. ~ Pinterest Rock Quote**

**Stop the car, I saw a rock back there.**

**~ Pinterest Rock Quote**

## *Tumbling Rocks*



Rock tumbling is always a fun activity to do after you brought home many rocks from a field trip. They may not look pretty or shiny yet, but they will become beautiful pieces of gemstones if you tumble them for a while. To tumble rocks, you will need a rock tumbler, some various grits, and a bit of patient. Rocks are often tumbled in a coarse grit for 2 weeks, then 1 week in a medium grit, 1 week in a fine grit, and followed by the pre-polish and final polish.

The polished gemstones can be use in craft projects or as game pieces (bingo, tic tac toe). They can also be used to fabricate jewelry, to make a wide range of decors, and many others.

## Future Field Trip Planning


The club receives many requests for field trips. We are happy to let our members know field trip planning has been discussed. There will be continuing efforts to gather updated information about collecting sites, location maps and more. This information will be made available to our members in the near future. Our field trip officers are also looking into possibilities of adding trips to accommodate members requests. Below is one of the requests our club received during the past month. If you would like to help out in field trip planning, please email us at [sarmclub@gmail.com](mailto:sarmclub@gmail.com). Thank you and happy rockhounding.

Hello,

I'm a new member and was wondering about going to the Hauser Geode beds. Is there anyone in the club that has been and would be interested in going anytime this Spring? I live in Southern Orange County (near San Juan Capistrano). What I was planning on doing is driving my own minivan up to I-10 and bringing my 10 year old, and having another person or family drive in their vehicle (so as to maintain safe social distancing)....but have that person lead the way so I know where I'm going and don't waste time getting lost in the middle of the desert.

Would anyone be interested in a trip to the Hauser Geode beds, someone who is knowledgeable of the area? I am willing to get up in the middle of the night to drive out there. I'm also interested in collecting agate too and other sites out in the desert to rockhound.

Thank you in advance!  
Alisa



## Field Trip

On Feb 20th, six members of SARM joined the Searchers for a trip to the North Cady Mountains through the Baxter Wash. While the conditions were less than ideal, with sustained 30kt winds for most of the day, we pressed on and managed to have a fun time. We collected at two different locations, one in the main wash called the Jewel Box, and also in the Pink Hills up a side wash of the main Baxter Wash. At the Jewel Box, there are many shards of broken amygdules and geodes which glitter with macro and druzy quartz and show waterline agate and some green moss. Our second stop in the Pink Hills took us to some nice quality jasp-agate, a fluorite locality, and some beautiful views of Cave Mountain. During our drive in, we crossed the mighty Mojave River, which actually had water. It wasn't much more than a puddle and wet sand, but it is always cool to see flowing water out there.

After a long day, we were glad to set up our new tent and camp back off Basin Rd. We look forward to seeing more SARM members out on field trips. Send me any questions you have and have fun out there!

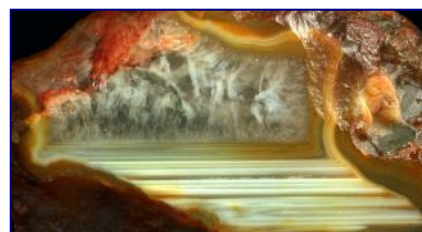
Andrew Bloxom, Field Trip Officer



**Amygdules**



**Druzy Quartz**



**Water Line Agates**







## WORK SHOP BITS & TIPS

The workshop is open to all members the first full weekend of the month. Pam & Don Greene our Workshop Officers are flexible. Call (949) 548-0752 for alternate times if needed.

The Workshop is fully equipped with tools to make cabochons from start to finish, as well as a small kiln for dichroic glass work and also jigs for wire working. In addition, rough stones and materials are available for members to practice on.

### FUSING GLASS Part II ★★★★★



Often heard you may crack the glass inside a microwave if you place the kiln directly on the glass to use for a period of time. To avoid cracking the glass, place three pieces of kiln furniture (kiln posts) on the glass to support the microwave kiln. A layer of gloss glaze was applied to some pieces of glass before fusing them in a microwave, and they came out having white streaks on their surfaces. Most glass pieces here not having gloss glaze coatings came out better. This is one of those things that need to be experimenting to get the desire outcome for your pieces. The backside of the fused glass will not be smooth and shiny. I used a small nylon polishing bit on a rotary tool (dremel or flex shaft) and some tin oxide to polish backsides, and they were quite useful. Cerium oxide works better to polish glass.

Without a regular kiln, it is not easy to polish the fused glass. As many have suggested fire polish, soak the fused glass in a mixture of vinegar and water at 1:3 ratio for at least 20 minutes. After soaking the piece, rinse well with water, dry it with a cloth and place it on a fire brick or a heat protective surface. Use a small torch to heat gently around and on the fused glass to polish. I succeeded to fire polish a few pieces, but some pieces cracked during fire polishing.

For starters, try not to use gloss glaze on the glass for fusion. Use cerium oxide and rotary tool to polish backsides of fused glass. Avoid doing fire polish at first. If the fused glass doesn't come out good, break it into smaller pieces and use the pieces for fusion later. Feel free to ask Pam and Don for more helpful tips.

## MARCH 2021 Show

With health guidelines issued concerning the COVID-19 virus, most shows and events are being cancelled and rescheduled.

We recommend you call, email, check websites and social media pages of specific clubs to learn the latest about their events.

**March 6-7— VENTURA, CA:** Annual show; Ventura Gem & Mineral Society; Ventura County Fairgrounds, 10 W. Harbor Blvd.; Sat. 10-5, Sun. 10-4; free admission; A Southern California tradition for 59 years, featuring more than 15 vendors, 50 exhibits of gems, minerals, fossils, lapidary arts, demonstrations, silent auctions — Country Store — flea market, and activities for children; contact Richard Slyker, P.O. Box 1573, Ventura, CA 93002, (805) 312-8467; Email: [info@vgms.org](mailto:info@vgms.org); Website: [www.vgms.org](http://www.vgms.org)

**March 5-7 — DEL MAR, CA: \*\* LIMITED ENTRIES, ONE WAY IN, ONE WAY OUT \*\*** Wholesale and retail show; Gem Faire ; Del Mar Fairgrounds: 2260 Jimmy Durante Blvd. Del Mar, CA 92014; Fri. 12-6, Sat. 10-6, Sun. 10-5; \$7 weekend pass, free for children 11 & under; Vendors offering fine jewelry, precious and semi-precious gemstones, beads, crystals, gold and silver, and minerals, jewelry repair and cleaning, demonstrations and displays; contact Yooy Nelson, (503) 252-8300; Email: [info@gemfaire.com](mailto:info@gemfaire.com); Website: <http://www.gemfaire.com>

- Hand sanitizing stations available at the entrance and throughout the exhibit hall
- Staff and exhibitors to wear facial coverings and gloves
- 6 feet social distancing
- Shoppers are required to wear facial coverings at all times



*Happy  
St. Patrick's  
Day!*